

Prayer Spaces in Schools

Learning from a prayer space

KS2 – Lesson 4 of 4

What does research tell us about praying?

Learning opportunities for 7-11s on themes about prayer and reflection.

Prayer Spaces in Schools create extraordinary opportunities for children and young people to think about prayer and to consider spirituality in open-minded experiential ways.

This lesson is one of a series written by Lat Blaylock of RE Today and provided free to schools to enable learners to use critical and reflective thinking skills to learn about spirituality, prayer and reflection.



Since 2010 [Prayer Spaces in Schools](#) has been helping people to create space in schools where pupils can pause to reflect or pray.

A prayer space provides a safe place for children to be still, to think and feel, to ask questions, to reflect and to explore prayer for themselves using simple activities that are creative and interactive. Every prayer space is rooted in a Christian understanding of prayer whilst being accessible to people of any faith or belief.

These spaces make a valuable contribution to the wellbeing of pupils, and to the pastoral and spiritual life of whole school communities.

Prayer Spaces in Schools GB is an initiative of 24-7 Prayer, an international movement that helps people to pray.



[RE Today Services](#) supports teachers, schools and others involved in Religious Education by equipping and empowering them to teach about religious and non-religious worldviews with confidence. They offer training courses, professional development, consultancy and a wide range of resources to teachers in thousands of schools of every kind.



We are grateful to the [Westhill Endowment](#) for their generous support which has enabled us to create these resources and to make them available for free.

KS2 Lesson 4 of 4

What does research tell us about praying?

Learning opportunities for 7-11s on themes about prayer and reflection.

Purpose

This lesson plan is written for use after pupils have experienced a Prayer Space. There is one lesson plan for use before a Prayer Space and two others for use after to help pupils draw out further learning from their experience.

Learning objectives

- Learners engage with statistical data about people's experience of prayer from the UK and other nations
 - Consideration of the different outcomes that people experience from praying
 - Reflection on an idea about prayer from the Bible
-

Learning outcomes

By the end of this lesson learners will have:

- Gained knowledge about the popularity of prayer in different nations
 - Developed their own ideas about prayer in the light of other people's reported experience
 - Reflected on a Christian idea about prayer and written their own response to questions about prayer.
-

You will need...

- The accompanying presentation.
- **Slide 13** – We've provided a printable version of the 'digging deeper' thoughts about prayer writing activity.
- You may wish to give pupils large sheets of paper and pens to be able to record any group discussions.

Prayer Spaces in Schools create extraordinary opportunities for children and young people to think about prayer and to consider spirituality in open-minded experiential ways.

This lesson is one of a series written by Lat Blaylock of RE Today and provided free to schools to enable learners to use critical and reflective thinking skills to learn about spirituality, prayer and reflection.

Prayer Spaces in Schools and RE Today are grateful to Westhill Endowment for their support to make these resources available.

RE Today

Prayer Spaces in Schools




Westhill Endowment

Slide notes

Most slides have presenter notes offering supporting information.

Slide 1 – Aims

Aims of these lessons:

-  To provide excellent and respected classroom resources for teachers of RVE / RME / RE to use in lessons when a Prayer Spaces visit is coming, taking place or has happened,
-  To enable teachers and Prayer Spaces volunteers to deliver quality RVE / RME / RE about prayer which connects to the experiences of the Prayer Spaces provision.
-  To enable pupils to think for themselves about prayer and its meanings, and access opportunities for spiritual, moral, social and cultural development.

Slide 2 – The learning package

This lesson is part of a larger 'Prayer Spaces in Schools' learning package and can be used by teachers and school visitors, especially if they are involved in supporting the school by running a Prayer Space or reflection space.

The lessons:

- Can be taught - with preparation - 'off the shelf' using the 4 presentation sequences provided
 - Will be understood better by teachers and school visitors if you watch our training recorded webinars from Lat Blaylock of RE today
 - Include examples of pupils' work, art, writing and responses
 - Are suitable for use across the UK, recognising what is distinctive about RME / RVE / RE in each of the four nations
 - Reference law, guidance and inspection requirements for RE / SMSCD / School Worship
 - Use some Prayer Spaces in Schools case studies
-

Slide 3 – What does research tell us about praying?

For classroom use, start here.

This slide introduces the topic with an overview of the different kinds of investigative work that learners will engage in through the lesson.

Slide 4 – Thinking about praying

Click to reveal each section of this slide.

Class question – What do you think people said about how prayer makes them feel?

Show the top answers.

Class activity:

**Pick three of these feelings and say to your partner:
When do you experience these emotions?
Are they important to you?**

Slide 5 – Thinking about praying

Survey results from 1050 people. Note that the question at the top of the graphic is the question asked of the survey participants.

Class question – What do you notice?

Slide 6 – Finding out about prayer from research

This slide opens up conversations about people's experience of prayer around the world. Start by asking:

Class question – For the six countries named, guess what percentage of people say they pray every day.

Using guesswork generates curiosity – this is motivating.

Slide 7 – Do people in different countries pray in the same ways? Where is prayer most popular?

This slide reveals the answers to the question about the percentage of people who pray every day.

Class question: what did you find surprising or puzzling in the data? Can you explain it?

Slide 8 – Prayer in Britain

Class questions –

What percentage of British people say they pray at least sometimes?

What percentage pray once a month or more?

Ask the class to offer some guesses. You might like to invite some brief discussion about how people have chosen their guesses before revealing the answer.

So over half pray sometimes. And about a third prayed in the last month.
Surprised?

Slide 9 – Does God hear prayers?

What percentage of non-religious British people think that God hears their prayers?

What percentage of British Christians, and British Muslims think this?

Ensure learners understand the first question relates to people who describe themselves as non-religious. You may want to give groups an opportunity to discuss their answers before sharing their guesses.

Surprised? How do you explain the figures?

Slides 10 – What do people pray for?

**What do you think are the most common things that people in Britain pray for?
Can you think of three examples?**

After the reveal of the survey results ask:

Surprised? How do you explain the figures?

Do you think young people using the Prayer Space in your school would have prayed for friends, family, people who are sick and to give thanks? What else?

Slide 11 – What does the Bible offer to help us understand Christian prayer?

This activity explores one of the key ideas about Christian prayer. It mentions anxiety, thankfulness and peace.

Class questions –

Where do you turn for help with your worries? And to find peace? Do you think praying is helpful for these things?

Where might you have found these ideas in the Prayer Space?

Did the Prayer Space give you any fresh ideas about this?

Slides 12 – Writing about your learning

This activity helps learners to ground their own ideas in response to a set of six questions (chosen from ten).

There is a fill in sheet for this activity – emphasise that pupils are to choose 6 sentences, and do them slow and deep, rather than rushing through all ten. Linger longer, digging deeper!

Slide 13 – Writing about your learning

Once learners have completed their writing sheet they could read out some of their answers.

What do you notice?

Are everyone's opinions different?